

Enterprises—commercial, education, or government—are increasingly distributed and are increasingly challenged to improve the way they work and telework. One technology holding bright promise for improving work efficiency, reducing travel time and reducing the effects of distance is *web-conferencing*. The core technology for web-conferencing has been available for some time. However, the ability to use it as a simple, reliable, complete “dial-tone” utility has been inhibited by complex setup processes, firewall problems, frequent disconnects and tricky operation. Enter **WebArrow**. Read how **WebArrow** delivers intervention-free and interruption-free, *highly secure* collaborative meetings.

Security, Simplicity, Reliability, Completeness: ... Introducing WebArrow Conference

Namzak Labs has developed the **WebArrow** conferencing tool with the objectives of security, simplicity, reliability and completeness.

- Security: state-of-the art security and firewall handling
- Simplicity: single click setup and transparent operation
- Reliability: totally robust and stable
- Completeness: provides all standard web-conferencing services and many unique features you won't find *anywhere* else

Transparently Running Successful Meetings

The powerful but simple **WebArrow** combination ultimately delivers intervention- and interruption-free business meetings so you can focus on the agenda, not the technology. Share applications and documents, carry on conversations, exchange documents and graphics files, annotate and mark up the screen, cut and paste between computers...most importantly, get your business done with **WebArrow**.



WebArrow is incredibly simple to set up: Click on a secure link provided via email, enter your name, and you're in a **WebArrow** conference! The **Meeting Control Window** shows who is in the conference and what services they are using. You can **share your desktop** or view another's. If desired, add a **voice connection**. Let others either make a point using **remote gesturing** or enter their contribution to a document via their keyboard. **Annotate** the shared desktop to highlight and emphasize key points and issues. When you are finished, **exchange your document** with your colleagues through the unique File Sharing feature. You will soon forget that you are using **WebArrow** at all and will simply focus on **achieving your meeting objectives**.



What is WebArrow?

- A real-time, fully interactive, ad hoc, highly secure collaboration environment
- A sales presentation tool
- A just-in-time support tool
- A business meeting concierge

WebArrow's Services

WebArrow delivers the five crucial services required for a successful web-conference connecting remotely located participants:

- Desktop Sharing
- Application Sharing
- Speech, via Voice over IP (VoIP) or Teleconferencing
- Desktop Annotation
- File Sharing
- Text Chat
- Recording/Playback

Is WebArrow Secure and Private?

WebArrow delivers these services while providing the industry's highest levels of security and privacy:

- Firewall friendly while keeping out intruders.
- Users are in control—they must explicitly grant permission to share control, documents, files and other resources.
- State-of-the-art 192-bit TwoFish encryption of all data streams eliminates unauthorized access and snooping.
- *Many* other features to protect your privacy and security.

Is WebArrow Scalable?

Do you want to have a private meeting with your 3 closest colleagues? No problem. Do you want to make a sales or training presentation to 20 clients? No problem. Do you want to unveil your new business strategy to your 200 field agents? No problem! **WebArrow** is highly robust and scalable enough to meet all your business needs.



Create a Meeting

Moderators can easily schedule meetings. Inviting participants is simple: just add them from your Outlook Address Book or enter them manually. **WebArrow** will then send Meeting Invitation emails to all participants. And Meeting Invitations are simple to modify when conditions change.

When you receive the Meeting Invitation, a single click is all it takes for you to add it to your Outlook Calendar.

Meeting	
Title	product demonstration
Reported Timezone	(GMT-07:00) Mountain Time (US & Canada)
Date	17 Dec 2003
Time	3:30 PM
Duration	1 hour(s)
Participants	ebiasdell@fisheye-soft.com Guest scbandura@yahoo.com Guest ctakana@glorious.co.jp Guest mfujimori@integron.co.jp Guest kazman@namzak.com
Total Participants	5
Startup Services	Audio <input checked="" type="checkbox"/> VoIP-conference (Open Mic) <input checked="" type="checkbox"/> Tele-conference Dial (Toll Free) 1-888-550-5602 Dial (Direct) 1-212-812-2800 Access Code 13258014 Other <input checked="" type="checkbox"/> Chat <input type="checkbox"/> File Sharing
Meeting URL	http://dev.namzak.com/cgi-bin/conference/be-meeting=ed8f8e56985306b61296488c1d0c20
Outlook Calendar	Add Entry



Join a Meeting

Any invited participant, whether a registered user or a guest, can simply click on the "Join Meeting Now" link in their emailed meeting invitation to join a **WebArrow** conference.

WebArrow/Conference - Meeting Invitation

Hello,

Rick Kazman has invited you to take part in a WebArrow/Conference online meeting.

Meeting Details

TITLE:	product demonstration
DATE:	Wednesday, December 17, 2003
TIME:	3:30:00 PM (GMT-07:00) Mountain Time (US & Canada)
DURATION:	1 hour(s)
PARTICIPANTS:	ebiasdell@fisheye-soft.com scbandura@yahoo.com ctakana@glorious.co.jp mfujimori@integron.co.jp kazman@namzak.com
DESCRIPTION:	Demo of the video editing capabilities and product integration opportunities.

Joining the Meeting

To ensure that your computer will be able to successfully connect to your meeting, run our WebArrow/

[Test Conferencing Software](#)

If successful, then please click the following link to join the meeting:

[Join Meeting Now](#)

To dial into the Tele-conference call, dial (toll free) 1-888-550-5602 or (direct) 1-212-812-2800 and



Technical Requirements

Joining a meeting will cause **WebArrow/Conference** to be automatically downloaded, and installed. To run **WebArrow** requires:

- Internet Explorer (4.0 or higher)
- A PC running Windows 98/ME/NT/2000/XP
- An Internet connection (56kbps or higher)

To use VoIP facilities requires:

- A headset with a (noise cancelling) microphone; or
- A microphone and PC speakers

If you use a firewall, your firewall must permit:

- Outbound TCP connections
- For VoIP, inbound/-outbound UDP connections
- By default, **WebArrow/Conference** uses ports 443 for TCP connections and 7400-7420 for UDP traffic, although some installations may vary.
- TCP fallback where UDP traffic is not supported.

It's Always Current

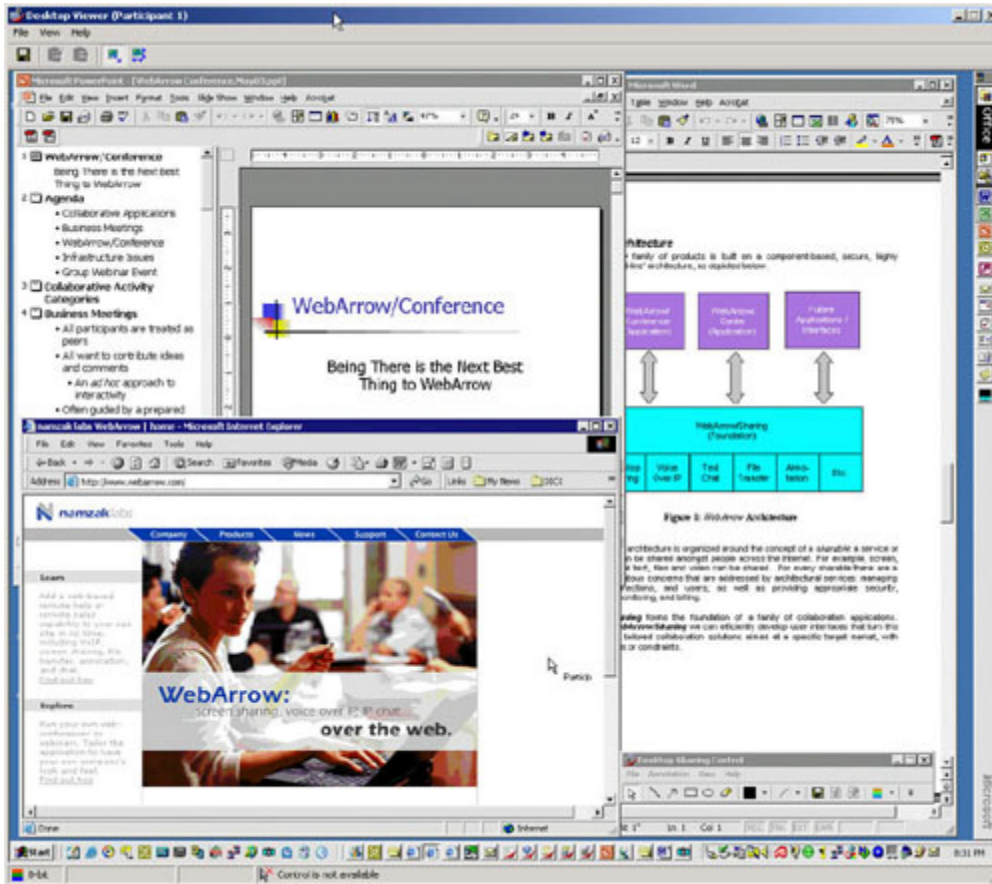
WebArrow is normally downloaded the first time it is used and subsequently stored on each participant's PC for future use. The download is small and secure.

Each time a participant enters a meeting, **WebArrow's** Meeting Management Server checks to see if an upgrade is available and automatically updates the software, if appropriate, and *free of charge*. (Special arrangements are available for enterprises with a PC lockdown policy.)

If this is the first time that this you have used **WebArrow**, the software will quickly download and install itself, start running, and connect you to your conference. There is nothing more for you to do!

If a teleconference is also scheduled, the dialing instructions are included in the email.

Share a Desktop ... and Switch Shared Desktops



Jointly edit a Word document, co-browse the Web, review a PowerPoint presentation, or make a sales presentation. If you can run a Windows application, you can share it using **WebArrow/Conference**.

Remote participants, with the permission of the shared desktop owner, can gesture to make a point, or enter text or other data. Automatic pointer annotation always indicates who is in control. And then there's Remote Copy & Paste – you can copy and paste text or graphics between your PC and a remote participant's PC.



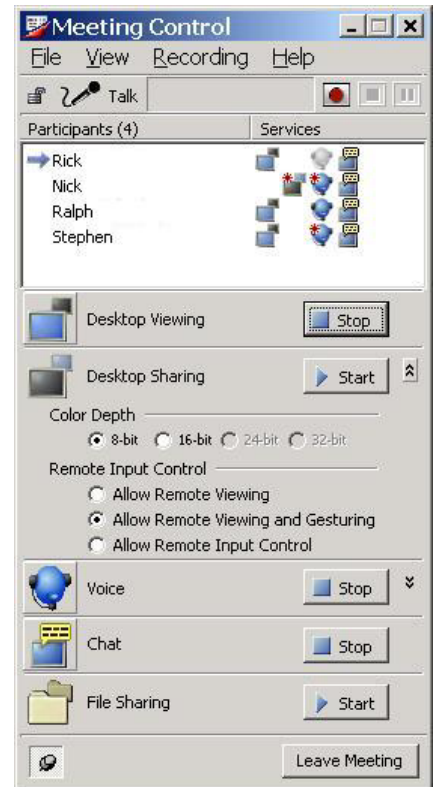
Talk to Your Colleagues

WebArrow's Voice over IP (VoIP) service allows you to talk for free, without the need for a separate teleconference. A stereo headset with a noise cancelling microphone will optimize the VoIP. It works with all standard PC audio configurations and adjusts itself for optimum performance. The VoIP operates in "Conversation" or "Push-to-Talk" modes.

No PC, or headset, or sound card? No problem. **WebArrow** also offers very reasonably priced teleconferencing.



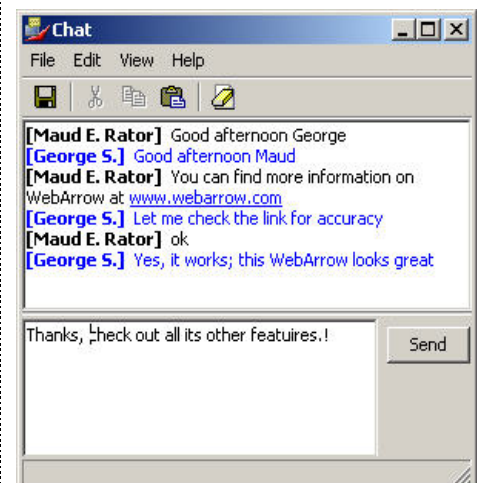
See Who is Present and What They are Doing ...



WebArrow's Meeting Control Window not only identifies the participants but also shows the status of the services they are using. For instance, Nick and Stephen are talking (*) about Nick's shared desktop and all the others are viewing it. Rick is currently muted.

Text Chat with Participants

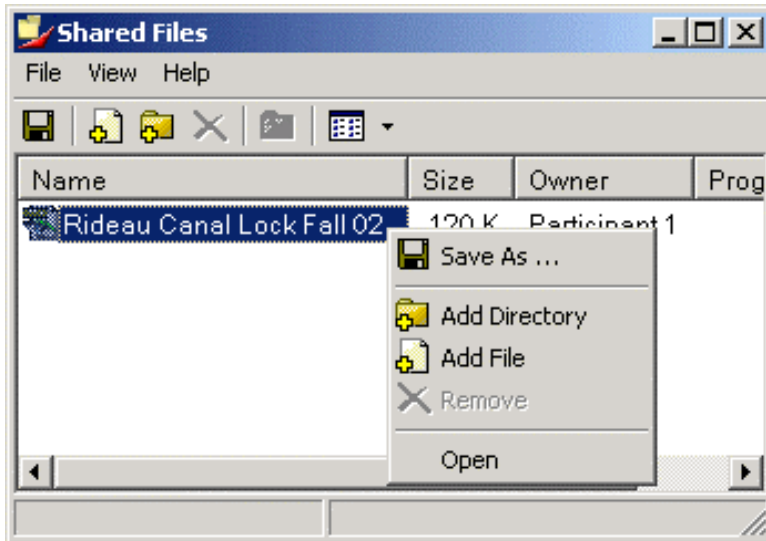
WebArrow's text Chat makes it easy to do "silent" information exchange, such as the sending of a URL, during a session.





Share Your Files

When you wish to share a file, a folder, or even an entire file system, you can simply drag it into **WebArrow's** Shared Files window and instantly it is available to all the other meeting participants so that they can download it, or double-click on it to launch it with the associated application on their own computer.



With its built-in encryption and compression, **WebArrow's** File Sharing is more efficient and secure than sending the file via FTP, HTTP or even as an email attachment!

Right clicking on the file name gives remote participants the options shown for storing the file or opening it into its associated application on their remote PC.



Desktop Annotation/Whiteboarding

You can treat the entire shared desktop as a "whiteboard". You can annotate the shared desktop with colored markers, or shapes such as ellipses and rectangles. When you're finished, you can save the annotated desktop for future reference.



And you asked about Security

Namzak Labs recognizes that the security of your meetings is of paramount importance. Internet attacks are becoming more prevalent. Everyone needs to communicate and collaborate, yet every enterprise also wants optimum protection from the associated risks. Using 192-bit Twofish encryption to preserve the confidentiality of all of your data streams, employing state-of-the-art password algorithms for authentication, and preserving firewall integrity all contribute to ensuring that **WebArrow/Conference** maintains your confidentiality, data integrity, and privacy.



Our Exceptional Features

WebArrow/Conference has several unique features that round it out into the complete web conferencing environment that contributes to your business meeting's success:

- **Remote Gesturing and Control:** WebArrow provides three different levels of control to a remote user, and the presenter is free to change this at the click of a mouse.
- **Remote Copy and Paste:** A user can copy text or graphics to their clipboard and then click to have it transferred to remote participants for pasting into their applications.
- **Remote Ctrl-Alt-Del:** This feature allows a remote user to shut down an application on the shared desktop, or even to reboot it!
- **HTTP Tunnelling:** With very restrictive firewalls, **WebArrow** will automatically switch to HTTP Tunnelling mode to ensure user access. Your session remains secure and your firewall remains intact.
- **Desktop Annotation:** Mark up the shared desktop, then preserve the annotated desktop as a jpeg or gif file for future reference.
- **Recording/Playback:** Record the audio or the shared desktop and play it back later, at your convenience. Great for training or for auditing purposes!
- **Members and Guests:** **WebArrow/Conference** differentiates between Members and Guests and gives them different run-time privileges.
- **And much much more...**

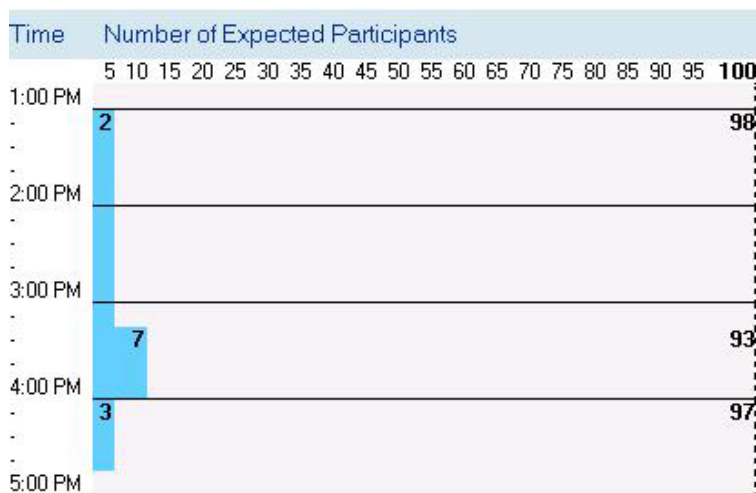


Administration and Oversight

Scheduled Meetings						
<input type="button" value="Delete"/>						
<input type="checkbox"/> Date	Time	Duration	Scheduler	Title	Status	
<input type="checkbox"/> 19 Dec 2003	11:30 AM	1 hr	riggs@techtransform.com	Demonstration for JP...	Not started	
<input type="checkbox"/> 17 Dec 2003	10:00 PM	1 hr	jim.courtney@techtransform.com	WANA Discussion	Not started	
<input type="checkbox"/> 16 Dec 2003	6:35 PM	20 min	david@piclage.com	Test	Finished	
<input type="checkbox"/> 15 Dec 2003	10:15 AM	2 hr	kpatterson@itensil.com	IRCA / Itensil	Finished	
<input type="checkbox"/> 13 Dec 2003	4:30 PM	1 hr	jim.courtney@techtransform.com	Tech Transform Review	Finished	
<input type="checkbox"/> 12 Dec 2003	8:20 PM	1 hr	riggs@techtransform.com	Bizdev review	Finished	
<input type="checkbox"/> 12 Dec 2003	12:00 PM	1 hr	baltounian@xsunx.com	Web Arrow for Grace...	Finished	
<input type="checkbox"/> 12 Dec 2003	10:10 AM	2 hr	kpatterson@itensil.com	Irca meeting	Finished	
<input type="checkbox"/> 12 Dec 2003	6:00 AM	1 hr	riggs@techtransform.com	Demonstration for JP...	Finished	
<input type="checkbox"/> 10 Dec 2003	4:00 PM	1 hr	jim.courtney@techtransform.com	Forecast	Finished	
<input type="checkbox"/> 10 Dec 2003	12:40 PM	1 hr	claire.lo@hitwise.com	Stuart test	Finished	
<input type="checkbox"/> 10 Dec 2003	9:00 AM	2 hr	kpatterson@itensil.com	IRCA demo of BPN	Finished	
<input type="checkbox"/> 09 Dec 2003	2:30 PM	1 hr	jim.courtney@techtransform.com	WebArrow and...	Finished	
<input type="checkbox"/> 09 Dec 2003	2:00 PM	1 hr	jim.courtney@techtransform.com	WebArrow Demonstration	Finished	
<input type="checkbox"/> 05 Dec 2003	2:35 PM	1 hr	clund@triadigm.com	Steve Test	Finished	
<input type="checkbox"/> 05 Dec 2003	12:00 PM	2 hr	riggs@techtransform.com	Best Practice Now Demo...	Finished	
<input type="checkbox"/> 04 Dec 2003	2:00 PM	1 hr	baltounian@xsunx.com	Demo for Triadigm with...	Finished	

You have full control over the **WebArrow** seats that you purchase. With a single click, you can see what meetings have taken place, who participated, and what meetings are scheduled for the future. And you have full control over who uses WebArrow. You can create and delete user accounts, set the privileges of each user, and set the capabilities of the system as a whole.

And **WebArrow** gives you full real-time control and total oversight of your web-conferencing investment. A single mouse click allows you to see the schedule of meetings for any given day: for each 15 minute period you can see how many seats are being used and how many are still available for use within the terms of the license you have purchased.



For more information, or to arrange a demonstration, contact us at:



www.WebArrow.com

info@WebArrow.com

(613) 549-4807 x3

© 2005 Namzak Labs Inc.

Licensing

WebArrow is sold on a monthly subscription basis, a per minute basis, or an enterprise basis. You choose how many minutes or how many seats you need. Monthly and enterprise subscriptions are for unlimited usage. The **WebArrow** license specifies the number of concurrent participants; these participants do not all need to be participating in the same meeting. For example, if you purchase 25 seats, you can have 1 meeting of 25 people, 5 meetings of 5 people, 4 meetings of 6 people, and so forth.

Pricing

Monthly Subscription: You choose how many seats you need. All subscriptions are for unlimited usage—you can use WebArrow for as many hours per month as you wish—and **WebArrow's** servers are available and supported 24x7.

Per-minute Pricing: If your monthly requirements are unknown or if they vary dramatically, you might prefer to purchase **WebArrow** on a per-minute basis. In this case you only pay for what you use.

All **WebArrow** services are included in our base price (with the exception of teleconferencing). One price includes desktop sharing, Voice-over-IP, file-sharing, annotation, and state-of-the-art security—things that our competitors charge extra for.

Our pricing is significantly less expensive than our competitors, such as WebEx and Microsoft LiveMeeting. We offer further discounts for annual contracts. And our teleconferencing charges are substantially less than our competitors. Call us for a quotation. You won't be disappointed!

